

# MARVEL SUPER HEROES™

Official Advanced Game Accessory

## AVENGERS™ COAST-TO-COAST

by Edward G. Sollers  
Adventure by David Cook



All Marvel characters and the distinctive likenesses thereof are trademarks of the Marvel Comics Group. MARVEL SUPER HEROES and MARVEL SUPER VILLAINS are trademarks of the Marvel Comics Group. ©Copyright 1985 Marvel Comics Group, a division of Cadence Industries Corporation. All Rights Reserved. Printed in U.S.A.



TSR, Inc.  
PRODUCTS OF YOUR IMAGINATION™

The names of characters used herein are fictitious and do not refer to any persons living or dead. Any descriptions including similarities to persons living or dead are merely coincidental. PRODUCTS OF YOUR IMAGINATION and the TSR logo are trademarks owned by TSR Inc. Game Design ©1985 TSR Inc. All Rights Reserved.

# AVENGERS QUINJET

STARK INTERNATIONAL QUINJET A-1 (UNITED STATES)  
WAKANDA DESIGN GROUP  
T'CHALLA, CHIEFTAIN

**Data:** Avengers Quinjet A-1

**Power Plant:** 2 x 2 symmetrically mounted modified Pratt & Whitney J48-P-8A Turbojet engines (each 8,500 pounds static thrust). 1 modified Pratt & Whitney TF33-P-7 Turbofan engine (21,000 lb. S.T. without afterburning)

**Wing span:** 23' 9"

**Length overall, incl. nose probe:** 34' 8"

**Cabin:**

Max. width: 10' 4"

Max. Height: 6' 8"

**Normal take-off weight:** 29,000 lbs.

**Max. level speed at Sea Level:** Mach 2.1

**Max. rate of climb at S/L:** 7,900 feet per min.

**Service ceiling:** 130,000 feet, with afterburner: 220,000 feet

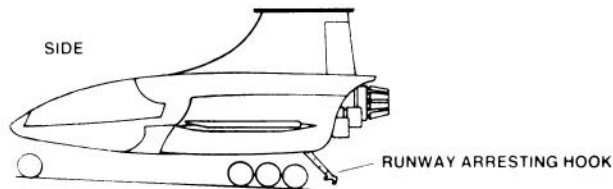
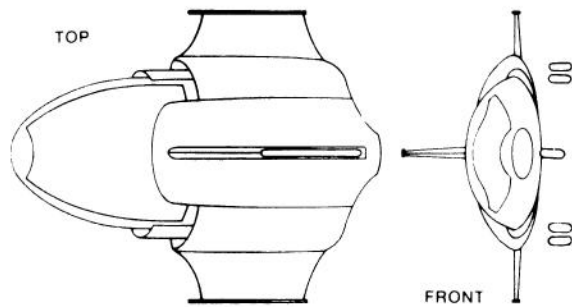
**Range with max. fuel, 5% fuel reserve, 4,000 lbs. (max.) payload:** 9,500 miles

**Range with max. fuel, 5% fuel reserve, :** 11,000 miles

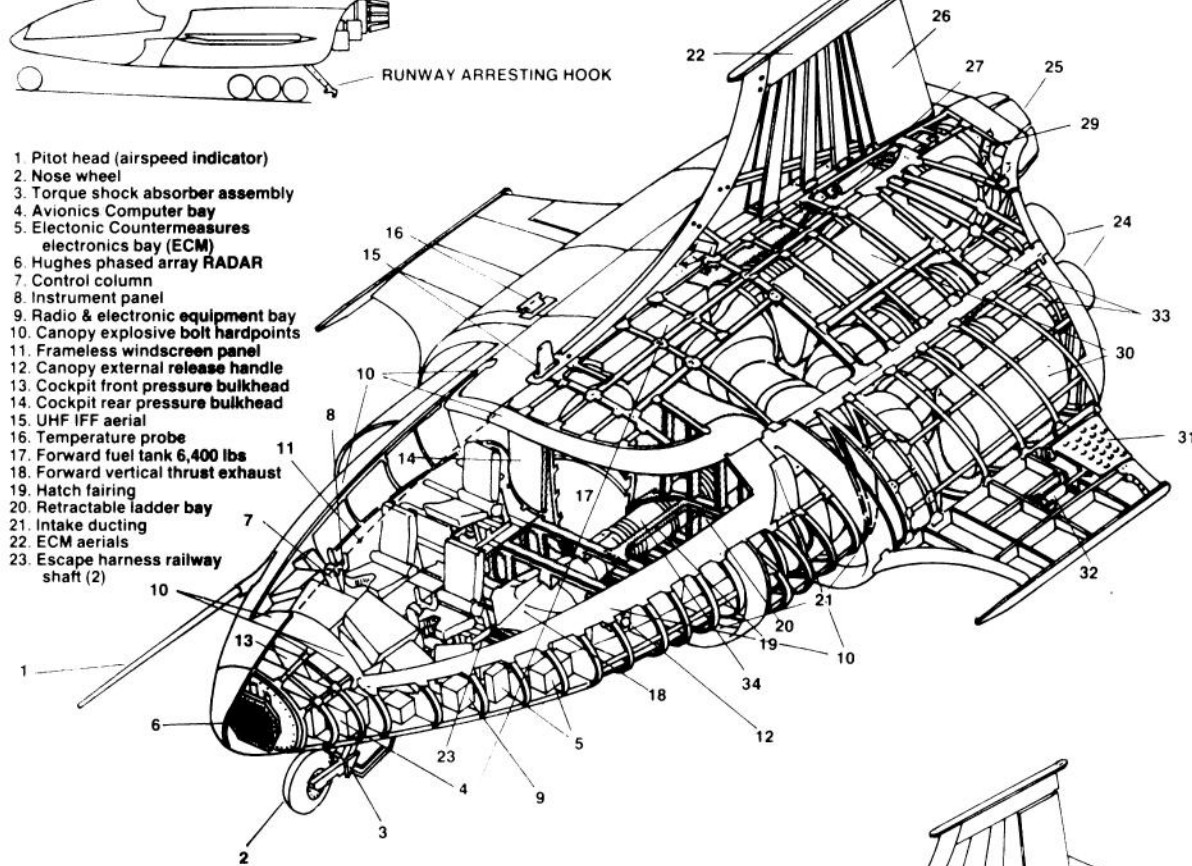
**Accommodation:** Flight crew of 2 on bi-directional, zero-height Weber escape harnesses, optional seating for 5 passengers

**Operational equipment:** True Vertical Take-Off and Landing capability by routing 4 smaller engine's exhaust through vertical thrust deflectors

**Ordered:** 4 models, each with modifications.



- 1 Pitot head (airspeed indicator)
- 2 Nose wheel
- 3 Torque shock absorber assembly
- 4 Avionics Computer bay
- 5 Electronic Countermeasures electronics bay (ECM)
- 6 Hughes phased array RADAR
- 7 Control column
- 8 Instrument panel
- 9 Radio & electronic equipment bay
- 10 Canopy explosive bolt hardpoints
- 11 Frameless windscreen panel
- 12 Canopy external release handle
- 13 Cockpit front pressure bulkhead
- 14 Cockpit rear pressure bulkhead
- 15 UHF IFF aerial
- 16 Temperature probe
- 17 Forward fuel tank 6,400 lbs
- 18 Forward vertical thrust exhaust
- 19 Hatch fairing
- 20 Retractable ladder bay
- 21 Intake ducting
- 22 ECM aerials
- 23 Escape harness railway shaft (2)



- 24 P&W J48-P-8A turbojet engines (4)
- 25 P&W TF33-P-7 afterburning turbofan engine
- 26 Rudder
- 27 Rudder control units
- 28 Dorsal access panels
- 29 Variable area afterburner nozzle
- 30 Port aft fuel tanks (4) 2,500 lbs. each
- 31 Port aileron (4)
- 32 Aileron control unit
- 33 Vertical thrust deflector ducting
- 34 Variable geometry ducting (forward to vertical thrust)

